

COMPACT™, TYPE 4X

INDUSTRY STANDARDS

UL 508A Listed; Type 4, 4X, 12, 13; File No. E61997

 NEMA/EEMAC Type 4, 4X, 12, 13
 CSA File No. 42186: Type 4, 4X, 12, 13
 IEC 60529, IP66

APPLICATION

For use in indoor or outdoor applications, these stylized enclosures protect components and controls in corrosive environments.

SPECIFICATIONS

- Cast aluminum; no welded seams or sharp corners
- Stainless steel captivated cover screws placed outside sealed area
- Two to four grounding screws located on enclosure back wall
- Oil-resistant O-ring gasket
- Tongue-and-groove sealing construction
- Threaded internal bosses provided for mounting optional panels, rails and other components
- Mounting holes provided in corners outside of gasketed area

FINISH

RAL 7042 gray finish inside and out.

ACCESSORIES

 DIN Type Rails
 Hinge Kit
 Mounting Bracket Kits
 DIN Type Rails

BULLETIN: CA1

Standard Product

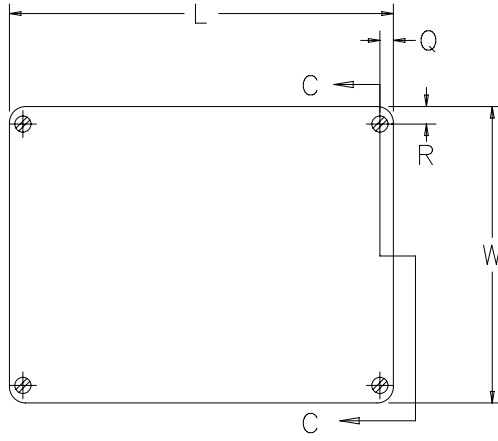
| Catalog Number | AxBxC mm/in. | External Dimensions L x W mm/in. | Conductive Panel | Panel Size D x E mm/in. | Mounting G x H mm/in. | F mm/in. | J mm/in. | K mm/in. | M mm/in. | N mm/in. | T mm/in. |
|----------------|---------------------|----------------------------------|------------------|-------------------------|-----------------------|----------|----------|----------|----------|----------|----------|
| CCA886 | 67 x 72 x 47 | 75 x 80 | CCAP88 | 64 x 69 | 52 x 63 | 41 | 41 | 13 | 30 | 48 | 4 |
| | 2.64 x 2.83 x 1.85 | 2.95 x 3.15 | | 2.52 x 2.72 | 2.05 x 2.48 | 1.61 | 1.61 | 0.51 | 1.18 | 1.89 | 0.16 |
| CCA1286 | 116 x 71 x 51 | 125 x 80 | CCAP128 | 114 x 69 | 52 x 113 | 45 | 42 | 15 | 30 | 48 | 4 |
| | 4.57 x 2.80 x 2.01 | 4.92 x 3.15 | | 4.49 x 2.72 | 2.05 x 4.45 | 1.77 | 1.65 | 0.59 | 1.18 | 1.89 | 0.16 |
| CCA1886 | 167 x 72 x 47 | 175 x 80 | CCAP188 | 164 x 69 | 52 x 163 | 41 | 41 | 13 | 30 | 48 | 4 |
| | 6.57 x 2.83 x 1.85 | 6.89 x 3.15 | | 6.46 x 2.72 | 2.05 x 6.42 | 1.61 | 1.61 | 0.51 | 1.18 | 1.89 | 0.16 |
| CCA12128 | 122 x 122 x 80 | 122 x 122 | CCAP1212 | 109 x 108 | 82 x 106 | 63 | 60 | 20 | 52 | — | 4 |
| | 4.80 x 4.80 x 3.10 | 4.80 x 4.80 | | 4.29 x 4.26 | 3.23 x 4.17 | 2.48 | 2.36 | 0.79 | 2.05 | — | 0.16 |
| CCA22128 | 220 x 120 x 80 | 220 x 122 | CCAP2212 | 204 x 108 | 82 x 204 | 63 | 60 | 20 | 52 | — | 4 |
| | 8.70 x 4.70 x 3.10 | 8.66 x 4.80 | | 8.04 x 4.26 | 3.23 x 8.03 | 2.48 | 2.36 | 0.79 | 2.05 | — | 0.16 |
| CCA16169 | 160 x 160 x 90 | 160 x 160 | CCAP1616 | 146 x 146 | 110 x 140 | 73 | 70 | 20 | 76 | — | 4 |
| | 6.30 x 6.30 x 3.50 | 6.30 x 6.30 | | 5.75 x 5.75 | 4.33 x 5.51 | 2.87 | 2.76 | 0.79 | 2.99 | — | 0.16 |
| CCA26169 | 260 x 160 x 90 | 260 x 160 | CCAP2616 | 246 x 146 | 110 x 240 | 73 | 70 | 20 | 76 | — | 4 |
| | 10.20 x 6.30 x 3.50 | 10.23 x 6.30 | | 9.69 x 5.75 | 4.33 x 9.45 | 2.87 | 2.76 | 0.79 | 2.99 | — | 0.16 |
| CCA36169 | 360 x 160 x 90 | 360 x 160 | CCAP3616 | 346 x 146 | 110 x 340 | 73 | 70 | 20 | 76 | — | 4 |
| | 14.20 x 6.30 x 3.50 | 14.17 x 6.30 | | 13.63 x 5.75 | 4.33 x 13.39 | 2.87 | 2.76 | 0.79 | 2.99 | — | 0.16 |
| CCA202311 | 200 x 230 x 110 | 200 x 230 | CCAP2023 | 185 x 215 | 180 x 180 | 93 | 90 | 20 | 80 | 144 | 4 |
| | 7.90 x 9.10 x 4.30 | 7.87 x 9.06 | | 7.29 x 8.47 | 7.09 x 7.09 | 3.66 | 3.54 | 0.79 | 3.15 | 5.67 | 0.16 |
| CCA332311 | 330 x 230 x 110 | 330 x 230 | CCAP3323 | 315 x 215 | 180 x 310 | 93 | 90 | 20 | 80 | 144 | 4 |
| | 13.00 x 9.10 x 4.30 | 12.99 x 9.06 | | 12.41 x 8.47 | 7.09 x 12.21 | 3.66 | 3.54 | 0.79 | 3.15 | 5.67 | 0.16 |
| CCA332318 | 330 x 230 x 180 | 330 x 230 | CCAP3323 | 315 x 215 | 180 x 310 | 162 | 160 | 20 | 100 | 144 | 4 |
| | 13.00 x 9.10 x 7.10 | 12.99 x 9.06 | | 12.41 x 8.47 | 7.09 x 12.21 | 6.38 | 6.30 | 0.79 | 3.94 | 5.67 | 0.16 |

A x B x C are internal dimensions.

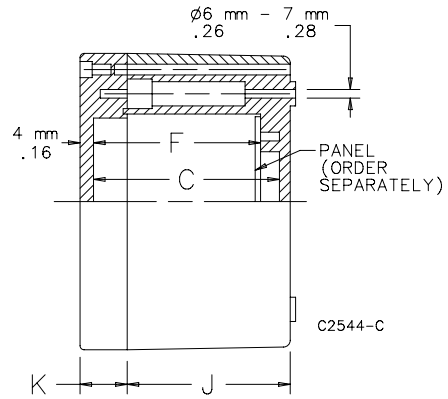
Purchase panels separately.

CCA886, CCA1286 and CCA1886 enclosures have only two mounting holes.

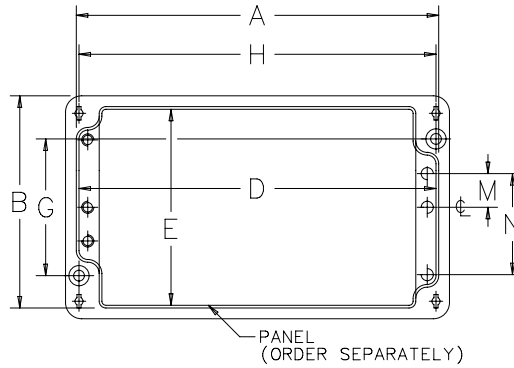
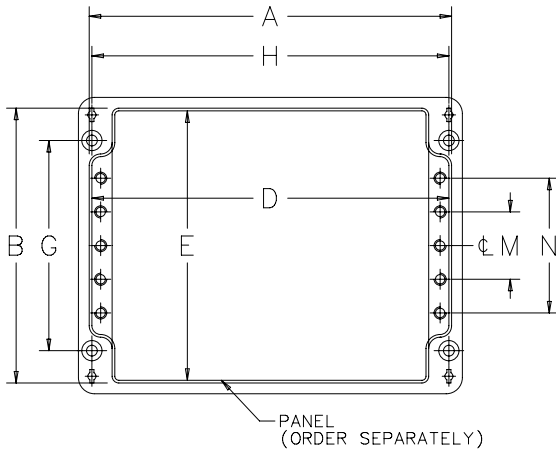




TOP VIEW




SECTION C-C



(CCA86, CCA1286, CCA1886 ONLY)

TOP VIEW WITH COVER REMOVED

HINGE KIT


Made of die-cast aluminum. Angle rotation approximately 170 degrees. Mounting template and stainless steel hardware included. Two hinges per kit.
Hinge kit not available for CCA886, CCA1286 or CCA1886.

BULLETIN: CC1

| Catalog Number | Product Weight (lb.) |
|----------------|----------------------|
| CCAHK | 0.1 |

MOUNTING BRACKET KITS


Mounting brackets are made of non-corrosive 12 gauge steel alloy. Two or four brackets per kit. Stainless steel mounting screws and installation instructions are included.

BULLETIN: CA1

| Catalog Number | Description | Fits |
|----------------|---------------|---|
| CCAMF12 | Two brackets | Enclosures CCA12128 and CCA22128 |
| CCAMF16 | Two brackets | Enclosures CCA16169 and CCA36169 |
| CCAMF31 | Four brackets | Enclosures CCA202311, CCA332311 and CCA332318 |

PANELS


Made of plated steel. Permits electro-mechanical components to be mounted inside the enclosure.

BULLETIN: CA1P

| Catalog Number | Panel Size D x E (mm) | Panel Size D x E (in.) |
|----------------|-----------------------|------------------------|
| CCAP88 | 64 x 69 | 2.52 x 2.72 |
| CCAP128 | 114 x 69 | 4.49 x 2.72 |
| CCAP188 | 164 x 69 | 6.46 x 2.72 |
| CCAP1212 | 109 x 108 | 4.29 x 4.26 |
| CCAP2212 | 204 x 108 | 8.04 x 4.26 |
| CCAP1616 | 146 x 146 | 5.75 x 5.75 |
| CCAP2616 | 246 x 146 | 9.69 x 5.75 |
| CCAP3616 | 346 x 146 | 13.63 x 5.75 |
| CCAP2023 | 185 x 215 | 7.29 x 8.47 |
| CCAP3323 | 315 x 215 | 12.41 x 8.47 |
| CCAP4031 | 387 x 294 | 15.25 x 11.58 |
| CCAP6031 | 585 x 294 | 23.05 x 11.58 |

DIN TYPE RAILS


DIN Type Rails receive terminal blocks, relays, switches, filters, timers and various other electrical and electronic components. Lengths fit size of enclosure. All DIN rails made of plated steel.

BULLETIN: CA1

| Catalog Number | Description | Fits |
|----------------|----------------------------|-----------|
| CCADR8S1 | Plated DIN rail Type TS-15 | A = 67mm |
| CCADR12S1 | Plated DIN rail Type TS-15 | A = 116mm |
| CCADR18S1 | Plated DIN rail Type TS-15 | A = 167mm |
| CCADR12S2 | Plated DIN rail Type TS-35 | A = 116mm |
| CCADR22S2 | Plated DIN rail Type TS-35 | A = 210mm |
| CCADR16S2 | Plated DIN rail Type TS-35 | A = 149mm |
| CCADR26S2 | Plated DIN rail Type TS-35 | A = 249mm |
| CCADR36S2 | Plated DIN rail Type TS-35 | A = 349mm |
| CCADR20S2 | Plated DIN rail Type TS-35 | A = 189mm |
| CCADR33S2 | Plated DIN rail Type TS-35 | A = 313mm |

ALUMINUM TYPE 4X ACCESSORY SELECTION MATRIX

| Catalog Number | CCA886 | CCA1286 | CCA1886 | CCA12128 | CCA22128 | CCA16169 | CCA26169 | CCA36169 | CCA202311 | CCA332311 | CCA332318 |
|-----------------------------|--------|---------|---------|----------|----------|----------|----------|----------|-----------|-----------|-----------|
| Hinge Kit | | | | | | | | | | | |
| CCAHK | | | | • | • | • | • | • | • | • | • |
| Mounting Bracket Kit | | | | | | | | | | | |
| CCAMF12 | | | | • | • | | | | | | |
| CCAMF16 | | | | | | • | | • | | | |
| CCAMF31 | | | | | | | | | • | • | • |
| Panels | | | | | | | | | | | |
| CCAP88 | • | | | | | | | | | | |
| CCAP128 | | • | | | | | | | | | |
| CCAP188 | | | • | | | | | | | | |
| CCAP1212 | | | | • | | | | | | | |
| CCAP2212 | | | | | • | | | | | | |
| CCA01616 | | | | | | • | | | | | |
| CCAP2616 | | | | | | | • | | | | |
| CCAP3616 | | | | | | | | • | | | |
| CCAP2023 | | | | | | | | | • | | |
| CCAP3323 | | | | | | | | | | • | • |
| DIN Type Rails | | | | | | | | | | | |
| CCADR8S1 | • | | | | | | | | | | |
| CCADR12S1 | | • | | | | | | | | | |
| CCADR18S1 | | | • | | | | | | | | |
| CCADR12S2 | | | | • | | | | | | | |
| CCADR22S2 | | | | | • | | | | | | |
| CCADR16S2 | | | | | | • | | | | | |
| CCADR26S2 | | | | | | | • | | | | |
| CCADR36S2 | | | | | | | | • | | | |
| CCADR20S2 | | | | | | | | | • | | |
| CCADR33S2 | | | | | | | | | | • | • |